




# How to Sign Up & Take Your 1<sup>st</sup> SmartPin Shot

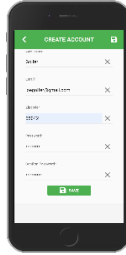
1) SCAN: QR CODE  
or type:  
**app.acegolf.golf**  
into web browser



2) ADD TO HOMESCREEN  
iphone:   
Android:   
then, select: **Sign Up**



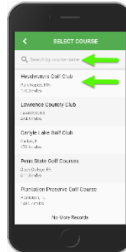
3) CREATE ACCOUNT:  
Enter Info:  
then:



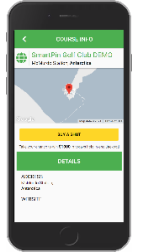
4) TODAY'S JACKPOT:  
Select:




5) SELECT COURSE:  
or type:  
**COURSE NAME**  
*Tip: 'Allow' location services*



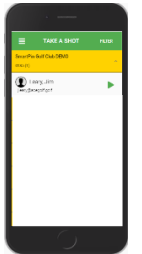
6) COURSE INFO:  
Select:



7) BUY A SHOT:  
Enter Payment Info  
then:



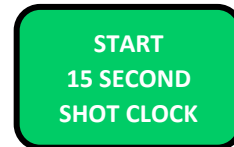
8) TAKE A SHOT:  
Select Player:  
then: **OK**  
on confirmation



9) GOLFER INFO:  
Confirm, then:



10) When ready to hit...



11) When clock begins,  
strike tee shot before  
15-second shot clock  
expires



12) After Shot:

